

Do Now Task: what is the difference between Art, Craft and Design?

Art

is an activity (such as weaving, carving, or pottery) that involves making things skilfully by hand, often in a traditional way.

Craft

an outline, sketch, or plan, as of the form and structure of a work of art, an structure, or a machine to be executed or constructed.
Organisation or structure of formal elements in a work of art; composition.

Design

the expression or application of human creative skill and imagination, typically in a visual form such as painting or sculpture, producing works to be appreciated primarily for their beauty or emotional power.

In today's lesson you will be given your EXAM paper (component 2), you will read and analyse the starting points in preparation for further research.

AQA

GCSE
ART AND DESIGN
ART, CRAFT AND DESIGN

Component 2 Externally set assignment
2024

To be issued to candidates on 2 January 2024 or as soon as possible after that date.

All teacher-assessed marks to be returned to AQA by 31 May 2024.

Time allowed

A preparatory period followed by 10 hours of supervised time.

Materials

For this paper you must have:

- appropriate art, craft and design materials and/or equipment.

Instructions

- Read the paper carefully. Before you start work, make sure you understand all the information.
- Choose **one** starting point and produce a personal response.
- You have a preparatory period to research, develop, refine and record your ideas.

'Candidates are required to produce a personal response from one starting point within the paper. They are expected to develop their own work informed by their preparatory studies & evidence coverage of all four assessment objectives.'

- 40% of total mark
- Marked out of 96
- 4 assessment objectives each worth 24 marks
- 10 hours sustained focused study (Friday 3rd May & Thursday 9th May)
- Respond to 1 starting point.
- Preparation time - 17 weeks (including holidays).

In today's lesson you will be given your EXAM paper (component 2), you will read and analyse the starting points in preparation for further research.

AQA

GCSE
ART AND DESIGN
ART, CRAFT AND DESIGN

Component 2 Externally set assignment
2024

To be issued to candidates on 2 January 2024 or as soon as possible after that date.
All teacher-assessed marks to be returned to AQA by 31 May 2024.

Time allowed
A preparatory period followed by 10 hours of supervised time.

Materials
For this paper you must have:
• appropriate art, craft and design materials and/or equipment.

Instructions
• Read the paper carefully. Before you start work, make sure you understand all the information.
• Choose **one** starting point and produce a personal response.
• You have a preparatory period to research, develop, refine and record your ideas.

WOTD:

Definition of the word

Examine (something) carefully and in detail in order to explain and interpret it.

Synonyms

Examine, study, investigate, consider, question, explore

Analyse

Antonyms

Ignore, forget, disregard.

My sentence using the word

In order to analyse the starting points I will use colour pens to highlight different pieces of information.

1. Portrait (what does this mean? Definition?)

Many artists, craftspeople and designers feature portraiture in their work. **Gwen John** painted portraits of **anonymous female sitters**. **Nneka Jones'** hand embroidered portraits explore **social injustice** in her **Art You Hungry** series. Photographer **Laura Zalenga** captured images of **strangers** in her **1001 Strangers series**. Ceramicist **Johnson Tsang** makes **surreal, distorted portrait sculptures** and **the Wrigley Company** created **bizarre portraits** in its **Stimulate Your Senses** advertising campaign.

Investigate appropriate sources and develop your own response to Portrait.

Name of the artist

What they do/ what to look for

Idea or concept





Artist research

Research of specific and named artists. You will choose these artists because you have chosen a specific path to follow in your work, and how and why they create their work is directly linked to a specific idea.

Gwen John
1876–1939



Nneka Jones



Laura Zalenga

1001 STRANGERS

In 2011 I started an open-end project photographing strangers on the streets of cities I visit or live in. Here is a selection.

Others collect stamps or shoes. I collect photos of strangers. One minute of the life of a person who's name I'll never know.



Johnson Tsang



Wrigley Company - stimulate your senses



<https://www.talkingretail.com/products-news/confectionery/5r-returns-to-stimulate-your-senses-on-screen-17-12-2009/>

Contextual Research

Images which come from **general** research about a topic/theme – inspiring your initial ideas. They generically **visually** show all the different things associated with your project.



Pablo Thecuadro



Nikos Gyftakis



2. Integrate

The integration of materials and ideas is often seen in the work of artists, craftspeople and designers. Robert Rauschenberg's Combine series integrates collage, painting and sculpture. Yuichi Ikehata creates fantasy images by merging photography and sculpture. Sheela Gowda's installations combine a variety of materials and draw attention to social issues and conditions in India. In his work *The Procession*, Hew Locke integrates ideas of attraction and discomfort within large mixed media assemblages. Susan Taber Avila integrates discarded textiles into structures which combine traditional craft with technology.

Research relevant examples and produce your own work in response to Integrate.

Robert Rauschenberg

"Combine" is a term Rauschenberg invented to describe a series of works that combine aspects of painting and sculpture. Virtually eliminating all distinctions between these artistic categories, the Combines either hang on the wall or are freestanding. With the Combine series, Rauschenberg endowed new significance to ordinary objects by placing them in the context of art.



Yuichi Ikehata

The works of Yuichi Ikehata are a fascinating exploration of the fragile boundaries that exist in a world of reality and non-reality.



Sheela Gowda


'Bangalore-based Sheela Gowda creates sculptures and installations from cow dung, metal barrels, found wood, incense, and human hair'.



Hew Locke - the procession



Susan Taber Avila






interwoven



Merge



Patterns



Opposite of integrate?



Combine



3. Places and spaces

Many artists, craftspeople and designers have created artwork inspired by places and spaces. Pieter Bruegel painted pastoral scenes set in crowded spaces and Robert Frank's photographic book *The Americans* documents people in everyday settings. Chakaia Booker makes large sculptures from recycled materials for specific locations, while Eszter Bornemisza's newspaper and textile installations are inspired by the urban environment and are displayed in open spaces. RSM Design makes architectural graphics for both urban and rural places and spaces. Explore relevant sources and produce your own response to Places and spaces.

Pieter Bruegel




Robert Frank



Chakaia Booker




Eszter Bornemisza



RSM Design

From branding to wayfinding, we design meaningful connections between people and places.





Natural wonders



Organic architecture



**Fitting your environment?
Changing?**

Spaces which provide comfort? Uneasiness?


Human footprints



How people are changing environments –global warming?



Abandonment, why?



Making spaces more interesting?





4. Curved and straight

Curved and straight shapes, lines and edges are frequently seen in the work of many artists, craftspeople and designers. Vincent Van Gogh used combinations of swirling curves and varied lines in his paintings and drawings. Martz-Édition furniture designers and architect Zaha Hadid created designs with curved and straight shapes, lines and edges. Iris van Herpen uses exaggerated fabric manipulation to create dramatic curved and straight lines in structural garments and Jaroslav Rössler's abstract photography combines compositions of curved and straight lines.

Research relevant examples and produce your own work in response to Curved and straight.

Vincent Van Gogh


Impressionism/ Post Impressionism/ Mark making



Martz-Édition



Zaha Hadid







Iris van Herpen



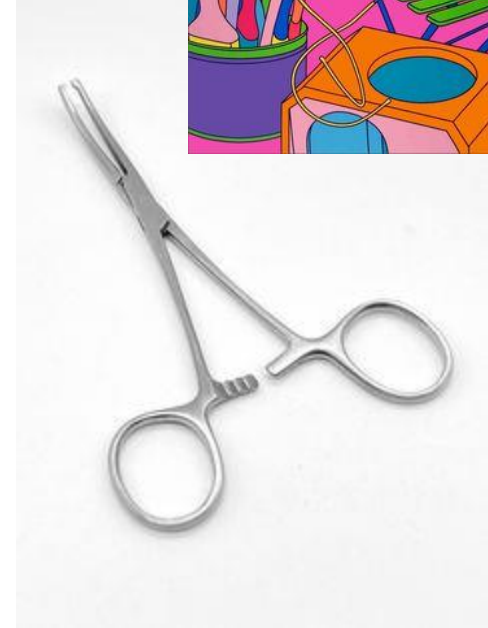
Inspired by 'flowing paint'

Jaroslav Rössler





Dr. Sangyal T. Sherpa (©) 2014



5. Fragments


Many artists, craftspeople and designers find inspiration in fragments or parts of a subject or object. Sharon Louise Barnes creates abstract paintings and sculptures from fragments of shape, colour and texture. Neal Grundy uses freeze motion photography to create fractured images in his Fragment project. Commercial illustrator Sarah Jones combines fragments of multiple images in her digital collages. Shelley Rhodes makes stitched textile assemblages from found fragments and Bouke de Vries creates structures from pieces of broken ceramics.

Investigate appropriate sources and create your own personal response to Fragments


Sharon Louise Barnes



Neal Grundy



Sarah Jones



Shelley Rhodes

The art of repair/ patchwork?



Bouke de Vries




6. Image and word





Images and words are often featured together in the work of artists, craftspeople and designers. Jaume Plensa uses letters in his monumental sculptures and installations and Tom Phillips combined images and words in an illustrated, adapted book called *A Humument*. Simms Taback illustrated a children's book called *There Was an Old Lady Who Swallowed a Fly* using images and words. Brunel Johnson combined images with words in his video series *Can You See Me Now?* and Jette Clover makes textile collages that incorporate text, fabrics and paper.

Explore relevant sources and create your own work in response to Image and word.


Jaume Plensa



Tom Phillips



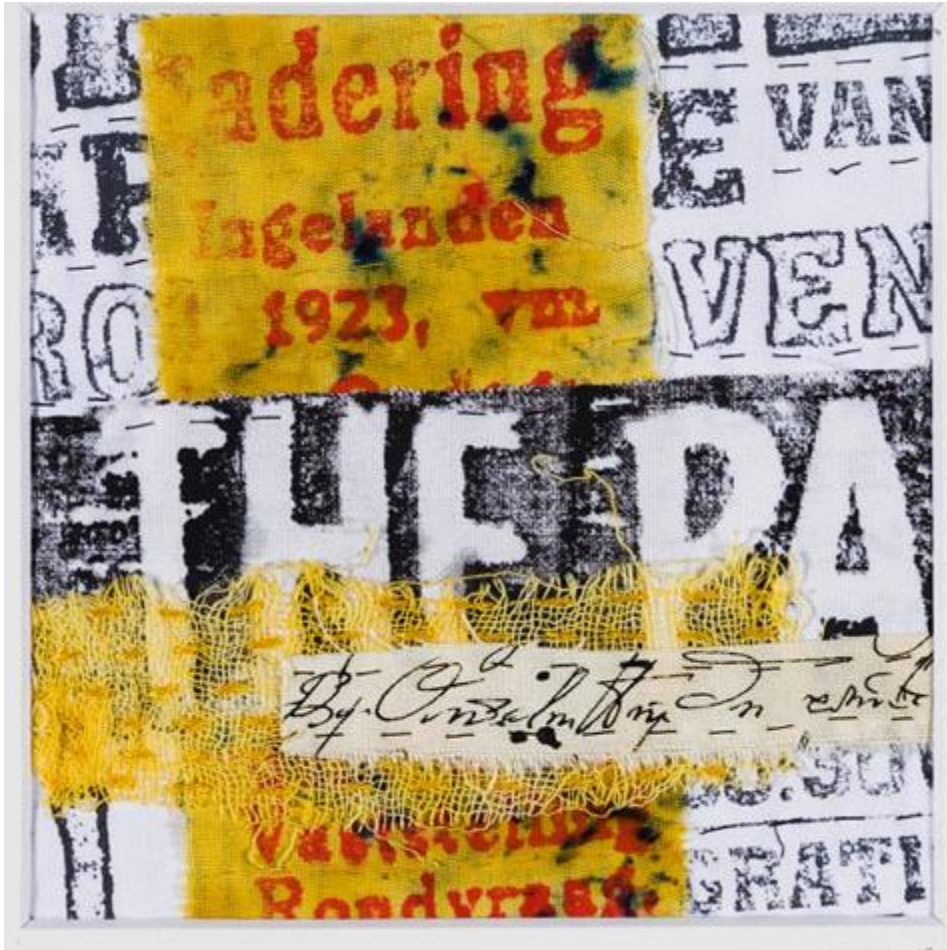
Simms Taback




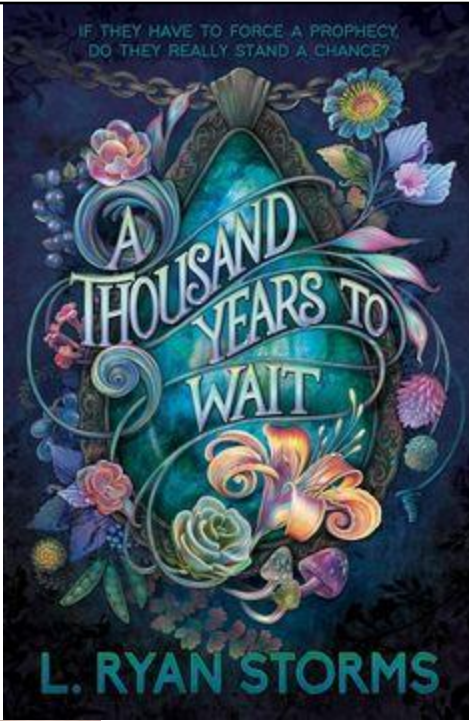
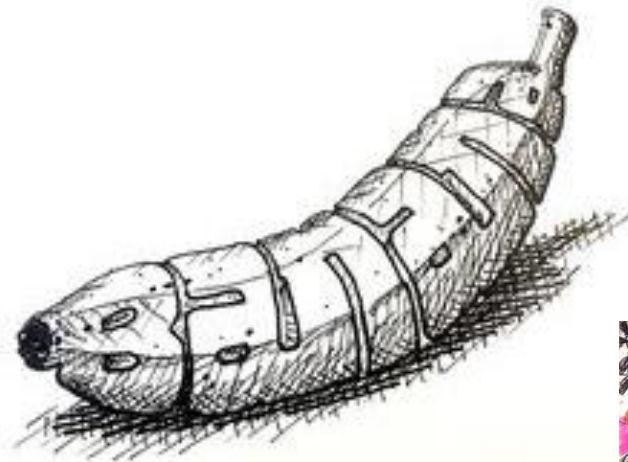
Brunel Johnson



Jette Clover



Book cover design?



LONDON
LONDON




7. Celebration

The theme Celebration can be interpreted in many ways. Refer to appropriate sources and develop your own interpretation of Celebration, or respond to one of the following:

1. a celebration of cultural diversity.
2. a celebration of colour.
3. a local theatre wants to advertise a celebratory week of performance events to highlight the impact of arts in the community. Events will include dance, drama and music. Produce promotional material to help showcase the planned celebratory events.

Ira Cohen

The Burning Man festival



Holi – festival of colour





Why Choose Kikimora

Let's Talk About Our Values

Quality

Kikimora's costumes are made with the highest quality materials and craftsmanship. The fabrics are soft and comfortable, and the stitching is impeccable. The costumes are also designed to be durable, so they can withstand repeated use.

Integrity

Our business is built on a backbone of transparency and fairness which benefits our licensees by creating a relationship of trust and respect. This allows us to work together more effectively to achieve our mutual goals.

Guidance

Kikimora offers licensees support in the usage of our costumes including proper wear and care, character lore and how to portray characters accurately. Our post-licensing support ensures that licensees have a positive


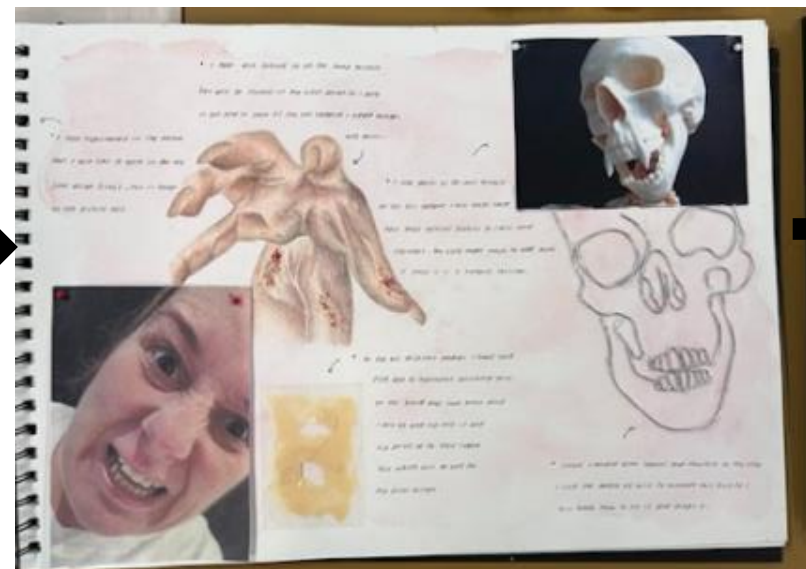


Commitment

Our company exemplifies the value of commitment by prioritizing the relationships we form with our clients and licensees. We dedicate time to ensure the best experience for our licensees, and we believe that




End of questions

Last year exam project example



Last year exam project example



You have 2 tasks to do over the following 3 weeks.

You must begin an A3 contextual research sheet which evidences and records your further research. You are giving context to your exam project and potential ideas you have for your starting point. There must be a direct link to your mind map.

You must have the targets highlighted in red below completed by Tuesday 30th Jan.

Success Criteria (your Contextual Research sheet must include):

- At LEAST 1 **specific artist/craftsperson/designer** which you have found yourself or use one mentioned in the exam starting point.
- 5 – 8 printed images**; examples of how artists have used the starting point as inspiration for their work.
- You must **draw 3 sections/parts** of any of the images that you have added on to your sheet. You are studying and analysing the artwork- using **appropriate media** to achieve the same outcome as the artist.
- Annotation**: giving factual information and your reasons for choosing those images – think critically and READ about the artists reasoning for making the work they have.
- Ask yourself WHY, HOW, WHAT, WHO and WHEN.
- The same, neat **background** you prepared for your mind map – consistency in the project.
- Creative fonts** for titles/ subtitles/ key words you wish to stand out from the rest of your annotations.

A01 EXPLORE
DEVELOP
DEVELOP IDEAS
INVESTIGATE & RESEARCH
OTHER ARTISTS WORK
ANALYSE
ANNOTATE

Contextual Source:

Anything that is relevant to inspiring or supporting where your ideas have come from.

Adverts, movie, music, pinterest, tik-tok, TV, cultural visits, museums, etc.

Artist Research:

Specific NAMED artists whose concept or style is helping you develop and explore your ideas.

1	8 th Jan	Mind map	
2	15 th Jan	Mind map	
3	22 nd Jan	Contextual/artist studies and research	
4	29 th Jan	Contextual/artist studies and research	
5	5 th Feb	Dev elopment of ideas	
6	Half term		
7	19 th Feb	Dev elopment of ideas	
8	26 th Feb	Exploration of media/ idea	
9	4 th March	Exploration of media/ idea	
10	11 th March	Refinement of final idea	
11	18 th March	Refinement of ideas	
12	25 th March DATA DUE	Refinement of ideas	
13/14	Easter holidays		
15	17 th Apr	mock up/ finalise	
16	24 th Apr	mock up/ finalise	
17	1 st May	Art exam week	
	8 th May	Art exam week	
	15 th May	improvement to coursework week	
	22 nd May		

1. Portraits

a painting, drawing, photograph or sculpture of a person.

similar words:

bust, close-up, image, likeness, mask, miniature, picture, profile, silhouette

a written description of a person or thing.

similar words:

account, biography, description, history, impression, narrative, record

Who could you do a portrait of?

Did you like any of the artists shown?

What medias could you explore?

Idea prompts:

anonymous

social injustice

Strangers

Surreal

Distorted

Emotions/ colour theory/ colour psychology

Insecurities/ hiding behind a mask

Two-faced

Split personality

Beauty is in the eye of the beholder/ stereotypes

Realistic

Expressive

Abstract

2. Integrate

to bring together and mix into a whole.

antonyms:

Disintegrate

segregate

similar words:

Assimilate

Idea prompts:

Unusual Combinations

Merging

draw attention to stereotypes

Opposites attract

Hidden images within another image

Old vs new

Tradition and modernity

What is your first thought when you think of
'Integrate'?

Can you link this to learning from your
other lessons?

How could you represent 'Integrate' as a
visual image?

3. Places and spaces

Places:

a certain area of space that is taken up by something.

synonyms:

location, spot

similar words:

area, position, room, scene, setting, space, station, whereabouts

a space used for a specific purpose.

synonyms:

position, spot, station

similar words:

room, seat, situation

situation or position.

Synonyms:

state

Idea prompts:

A place you feel safe? Unsafe?

Things in a certain order

Your place in the world or society

an empty area or place.

a period of time.

an area set aside for a particular use.

the empty place between printed words.

Spaces:

the area that contains the entire material world and its events.

synonyms:

cosmos, universe

the area that contains the entire universe beyond the earth; outer space.

You are surrounded by spaces, which ones could be explored in an interesting way?

Have you got a favourite place?

How could you capture spaces/ places in an interesting way?

4. Curved and Straight

a line that bends smoothly in one direction without any straight parts or angles.

without a curve or bend.

synonyms:

direct, linear

antonyms:

bent, crooked, curly, curved, curved, meandering

similar words:

even, level

in the correct order or state.

direct; frank.

similar words:

blunt, clear, open, plain, simple, square

Look around you – list things in your environment which are straight or curved.

Which media could you use when exploring curved and straight?

Idea prompts:

Organised

Unbendable/ unbreakable – rigid

Nature vs man made

Mark making/ texture

Abstract compositions

Shape psychology

Continuous

Impression left on a surface

Permanent lines

5. Fragments

A broken-off or incomplete part.

similar words:

chip, crumb, fraction, morsel, particle, shred, sliver, snip, splinter

Mike cut his foot on a fragment of glass.

She remembered only a fragment of the song.

Idea prompts:

Break-up

Broken

Assemblage

Shatter

Split

Crumble

Divide

Destroy

Fractured

Multiple Images

Shape

Abstract

?

Did you like any of the artists shown?

What medias could you explore?